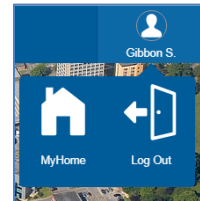


How to download a copy of your lecture recording

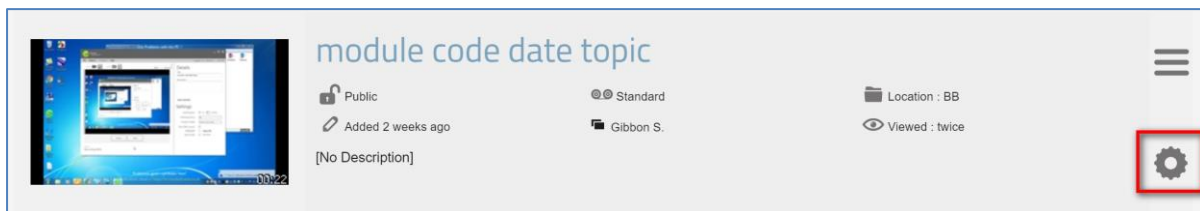
1. Navigate to <https://videostream.swan.ac.uk>
2. Hover over the **Anonymous User** icon and click **Log Out**
3. Log in using your **University** credentials
4. Hover over your **username** and click **MyHome**



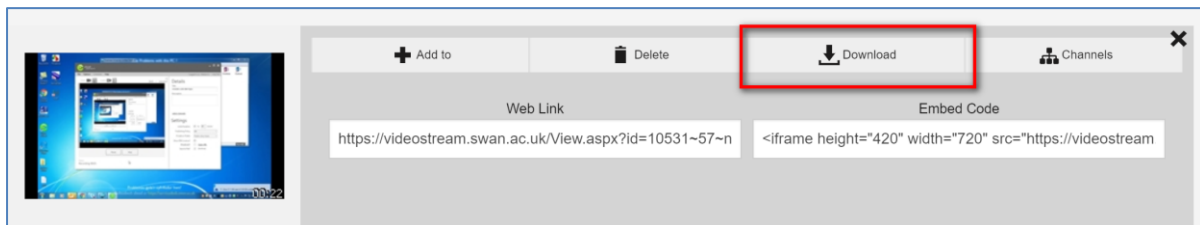
5. On the MyHome page click the **search** icon
6. This will then display all of the recordings you have made



7. Once you have located the recording you wish to download click on the **Show options** Icon



8. Click the **Download** icon on the options window



9. Choose the desired download **Quality** and the recording will be downloaded to you PC

