

Turnitin Direct

These instructions tell you how to access Turnitin directly, though their website.

We have not used this route in the past, as we could do everything we needed to through our Blackboard integration.

However, once our Blackboard site has been shut down, we will need to use a different route to be able to access work which has been previously submitted to Turnitin through Blackboard. It cannot be reached through Canvas

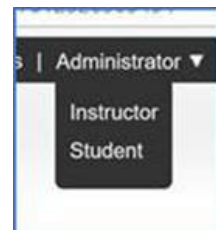
Further to this, we have found that the link from Canvas to Turnitin will not allow teachers or administrative staff the ability to make an initial submission on behalf of a student.

This route will also serve to facilitate those instances where this is required.

The instructions are common to both these functions, other than in their final steps, which are separately set out below.

Accessing the Site

1. Go to [the Turnitin UK login page](#) at Turnitinuk.com
Please make sure the site you are logging in at is Turnitinuk.com, and not Turnitin.com
The pages look identical, making it easy to miss and wonder why your credentials are failing.
2. Enter your Swansea e-mail address.
The first time you use this route, as existing Swansea users, you will already have an account, however, you will not have a password set up.
3. Click the **“forgot password, click here”** option, not **“new user”**.
4. Set up new password following the Turnitin instructions.
5. Login using your new password.
6. Inside Turnitin, select the **“Instructor”** option from the dropdown role menu at the top of the page.



You will see a list of the modules in which you have used Turnitin.

If you are looking for Canvas courses, they will be listed separately from Blackboard modules, as in the image below.

Document Name	Version	Prepared By	Date	Page
Access Legacy Turnitin Submissions/Submit on Behalf of a Student, through Turnitin Direct	1.1	Stuart Henderson	13/07/20	1

Swansea Academy of Learning & Teaching - Canvas

Access Legacy Turnitin Submissions and

Submit on Behalf of a Student, through Turnitin Direct



Canvas					
Class ID	Class name	Status	Start Date	End Date	Status
4447769	S.D.R.Henderson_SandBox_Course	Active	03-Dec-2019	03-Jun-2020	
4502181	1920_HIH273_Deformity, Deviance and Difference: Ex...	Active	14-Jan-2020	14-Jul-2020	
4563296	CPD - Canvas Turnitin	Active	20-Feb-2020	21-Aug-2020	
4580432	STUART HENDERSON Sandbox Course	Active	05-Mar-2020	05-Sep-2020	
4617313	Sandbox course	Active	16-Mar-2020	01-Oct-2020	

Swansea University					
Class ID	Class name	Status	Start Date	End Date	Status
327395	#01 Turnitin Demo Module _22506_1	Active	26-Oct-2011	24-Jun-2020	
773375	1415_EG-168_Scientific and Engineering Skills _324...	Active	11-Aug-2014	29-Apr-2020	
780767	1415_CS-130_Professional Issues 1: Computers and ...	Active	26-Aug-2014	01-Jul-2020	

- Click on the Title of the course/module you want to work in. Only the blue writing is responsive.

Here, you return to an interface, similar to the Turnitin inbox in the Blackboard integration, but with a different set of tabs.

You will see a list of assessments which have been set in the module.

START	DUE	POST	STATUS	ACTIONS
SHN127 -31.05.17				
PAPER 31-Aug-2017	61-Sep-2017	22-Sep-2017	0 / 373	View More actions
24th July 2017 (S16) A1 Essay Re-submission				
PAPER 31-Aug-2017	21-Sep-2017	12-Oct-2017	0 / 373	View More actions
8th May 2017 (S16) A1 Essay First submission				
PAPER 31-Aug-2017	22-Sep-2017	14-Oct-2017	0 / 373	View More actions

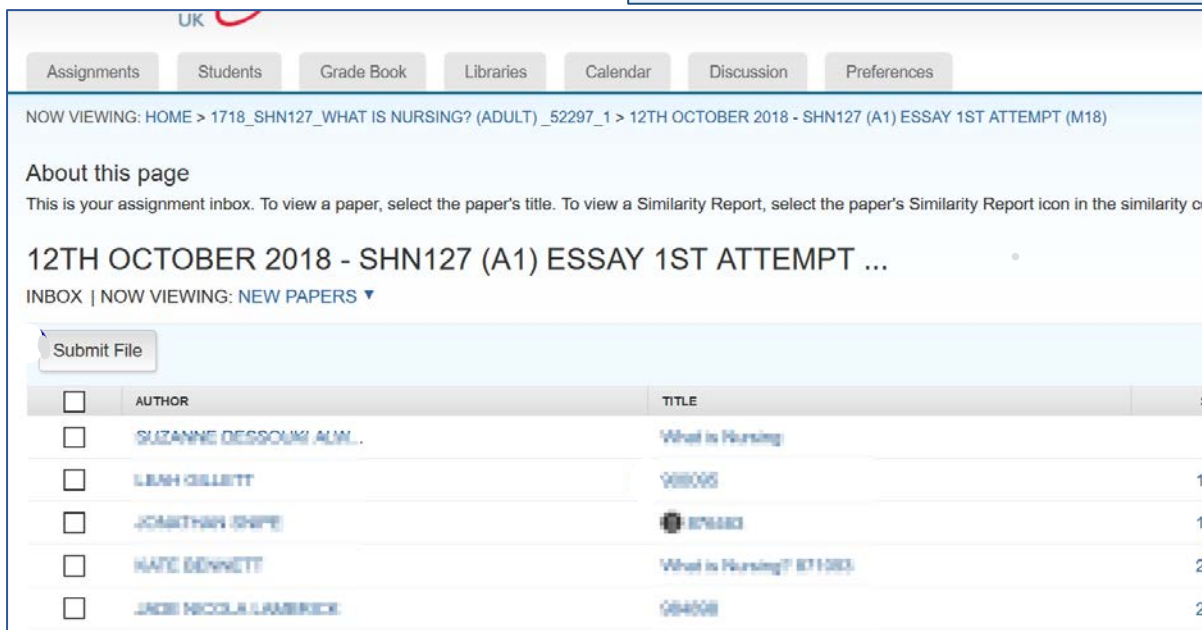
Now move to either [Accessing Legacy Submissions](#), or to [submit on behalf of a student](#)

Document Name	Version	Prepared By	Date	Page
Access Legacy Turnitin Submissions/Submit on Behalf of a Student, through Turnitin Direct	1.1	Stuart Henderson	13/07/20	2

Accessing Legacy Submissions

- Find and click “**view**” in the correct assignment to open the inbox view
- Find the name of the student whose work you wish to access

STATUS	ACTIONS	
12 / 12 submitted	View	More actions ▼
12 / 12 submitted	View	More actions ▼



UK

Assignments Students Grade Book Libraries Calendar Discussion Preferences

NOW VIEWING: HOME > 1718_SHN127_ WHAT IS NURSING? (ADULT)_52297_1 > 12TH OCTOBER 2018 - SHN127 (A1) ESSAY 1ST ATTEMPT (M18)

About this page
This is your assignment inbox. To view a paper, select the paper's title. To view a Similarity Report, select the paper's Similarity Report icon in the similarity co

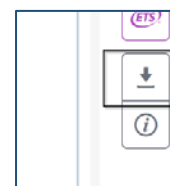
12TH OCTOBER 2018 - SHN127 (A1) ESSAY 1ST ATTEMPT ...

INBOX | NOW VIEWING: NEW PAPERS ▼

Submit File

<input type="checkbox"/>	AUTHOR	TITLE	
<input type="checkbox"/>	SUZANNE DESSOUKI ALWI...	What is Nursing	
<input type="checkbox"/>	LEAH GILBERT	Y8808	1
<input type="checkbox"/>	JONATHAN SHIFF	876883	1
<input type="checkbox"/>	KATE BENNETT	What is Nursing? ET 1003	2
<input type="checkbox"/>	JACI NICOLA LAMBRICK	08408	2

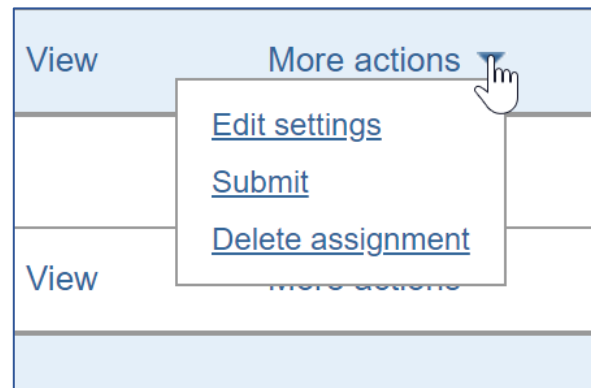
- To view the paper with its feedback and or similarity report, click on the submissions’ title.
- The document viewer will open, showing the script. There will be a “**read only**” warning, telling you it will not be possible to edit the file.
- Towards the foot of the right-hand tool bar is a download button. Click the button and select the “**Current View**” option.
- The paper will be downloaded to your computer from where you could save or print it.



Document Name	Version	Prepared By	Date	Page
Access Legacy Turnitin Submissions/Submit on Behalf of a Student, through Turnitin Direct	1.1	Stuart Henderson	13/07/20	3

To Submit on Behalf of a Student

- find the assignment you wish to work in.
Click on more actions and select submit.



- Click on the dropdown arrow to show names of students enrolled on the course.
- Click on the student for whom you wish to submit. The name boxes will populate for you.
- Fill in the submission title, then browse for the file and upload it to the system



Document Name	Version	Prepared By	Date	Page
Access Legacy Turnitin Submissions/Submit on Behalf of a Student, through Turnitin Direct	1.1	Stuart Henderson	13/07/20	4